

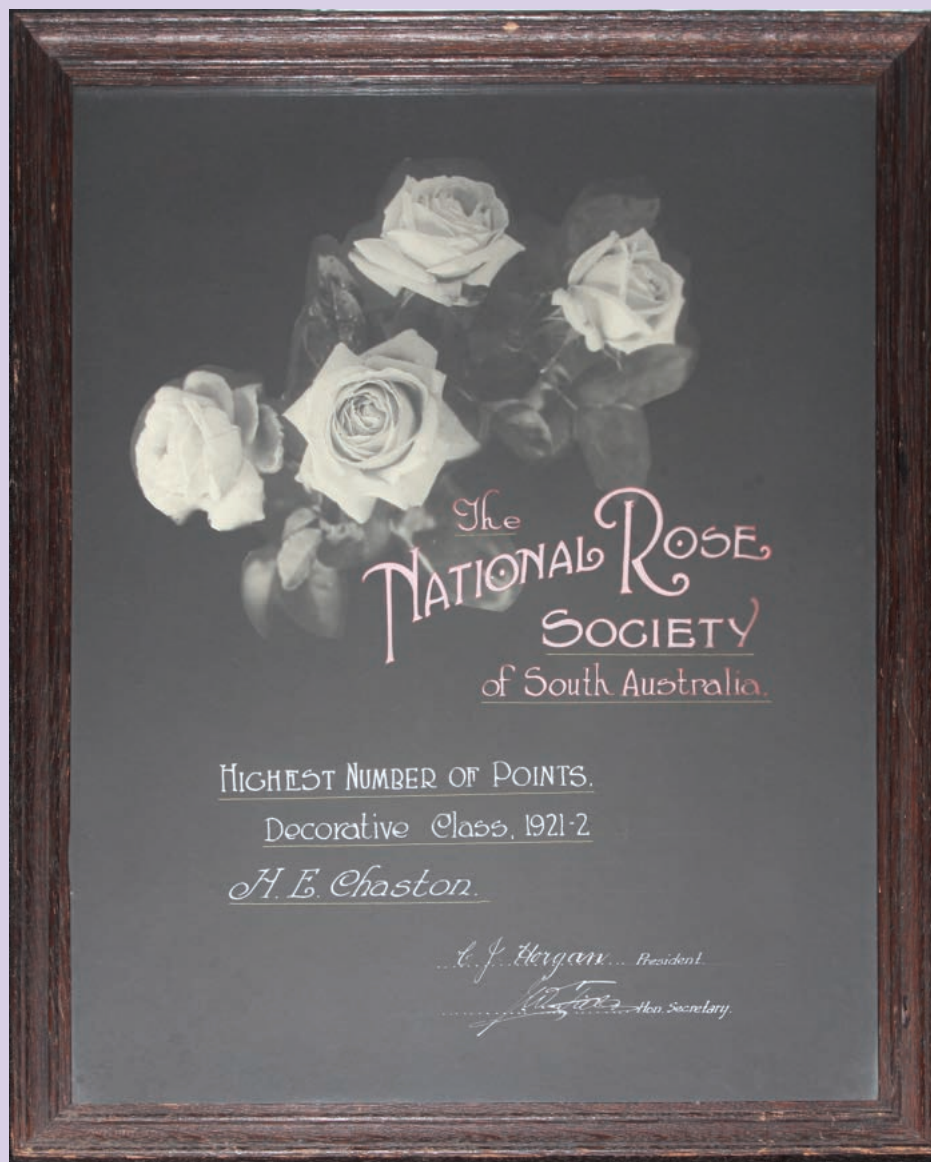


# The Rose Society of South Australia Inc

## Bulletin

Volume 59 Number 4 October, November, December 2020

"To Provide Excellence & Innovation in the Promotion of the Rose"



# Seasoned performers for **Spring**

**Whoflungdung** is a biologically activated, nutrient-rich, weed-free, absorbent super mulch that introduces a wide diversity of beneficial bacteria to the soil.



**Sudden Impact for Roses** is ideal for all flowering and fruiting plants, not just roses! Its organic base provides a full range of plant nutrients in a slow release form, whilst the carefully selected water-soluble nutrients have been added to maximise the performance of each application.



## GOGO Juice

is teeming with beneficial microbiology and is essentially a pro-biotic for your soil and plants. GOGO Juice combines the "catalytic" power of the billions of beneficial bacteria with the well documented benefits of applying kelp, seaweed, fish and humic acid.



Follow us for regular updates on facebook



Follow us for regular updates on instagram

**NEUTROG®**  
Biological Fertilisers  
[www.neutrog.com.au](http://www.neutrog.com.au)

# THE ROSE SOCIETY OF SOUTH AUSTRALIA INC.

## OFFICE BEARERS

**Patron:** Mrs Lan Le, Government House, Adelaide

**Vice Patron:** Lord Mayor of Adelaide Ms Sandy Verschoor

**President:** Mr Doug Gregory  
PO Box 284, Melrose Park DC, SA 5039  
0437 093 219  
dgregory24@bigpond.com

**Treasurer:** Mr John Humphries  
7 Bluebell Court, Flagstaff Hill, SA 5159  
08 8270 7949 0439 706 324  
rssatreasurer@gmail.com

**Secretary:** Mrs Pam Kelly  
30 Sandow Crescent,  
Coromandel Valley SA 5051  
0478 107 260  
rssasecretary@gmail.com

**Bulletin Editor:** Mrs Mary Frick  
82 Para Road, Tanunda 5352  
08 8563 0521  
BulletinRSSA@gmail.com

## Branches

### South East Branch:

**President:** Mr Geoff Eckermann  
PO Box 218, Penola, SA 5277  
08 8737 3123  
jilleckermann@outlook.com

**Secretary:** Mrs Ione Saint  
PO Box 526, Naracoorte, SA 5271  
0409 856 156  
saint@activ8.net.au

### Roses on Eyre:

**President:** Mrs Shirley Dennis  
RSD12, Kielpa, SA 5641  
0429 904 007  
murboon@eyreonline.com

**Secretary:** Mrs Karen Miels  
PO Box 3524, Port Lincoln, SA 5607  
0418 984 289  
karmakazza@gmail.com

### Roses in the Heartland:

**President:** Mr Ross Kemp  
35 Masters Street, Riverton, SA 5412  
0417 842 655  
kurrum@bigpond.com

### Chaffey Rose Club – Riverina

**President:** Mrs Coleen Houston  
“Budgewah” 2048 Maude Road,  
Hay, NSW 2711  
02 6993 2161 0429 932 161  
davidhouston23@bigpond.com

**Secretary:** Mrs Beth Circuit  
PO Box 286, Hay, NSW 2711  
0407 262 543  
elizabethcircuit@gmail.com

### Chaffey Rose Club – Riverland

**President:** Mrs Shann Hausler  
PO Box 147, Renmark, SA 5341  
08 8595 1317 0457 966 196  
708ech@gmail.com

**Secretary:** Mrs Dale Kerin  
12 Kokoda Avenue, Renmark, SA 5341  
08 8586 4053 0420 383 948  
dale48k@gmail.com

### Roses in the Heartland:

**Secretary:** Mrs Sharyn Perrin  
171/33 Golden Grove Road,  
Ridgehaven, SA 5097  
0409 096 369  
julsha480@bigpond.com

<http://sarose.org.au> - password for member's page **Kardinal**

# PLEASE NOTE: DUE TO COVID-19 RESTRICTIONS ALL EVENTS LISTED ARE TO BE CONFIRMED

## Calendar of Coming Events

### October 2020

- Wednesday 14th** RSSA AGM. See pages 10 & 11 for details
- 16th - 19th** Renmark Riverland Rose Festival. Open Gardens over 10 days
- Monday 19th - Saturday 24th** Virtual Spring Rose Show. See pages 13-15 for details
- Tuesday 20th** RSSA Council Meeting, **Via Internet Zoom**
- Saturday 24th** Chaffey Stall at Renmark Hospital. Contact Dale Kerin. See page 3

### November 2020

- Wednesday 11th** Members meeting undetermined at the time of Bulletin going to print. Further information will be printed in the Newsletter.
- Saturday 14th** 'Trimper Downs' Open Garden, Oakbank. See page 20 for details
- Sunday 15th** 'Sheriffmuir' Open Garden, Mt Gambier. See page 27 for details
- Thursday 26th** RITH Christmas Lunch. See page 40 for details

### December 2020

- Sunday 6th** RSSA Christmas Lunch, Auchendarroch House, Mt Barker, **12.30pm**  
See page 12 for details

## CLOSING DATES FOR FUTURE BULLETINS

EDITION	RESERVE SPACE BY	PROVIDE MATERIAL BY
Jan/Feb/Mar 2021	8 <sup>th</sup> November 2020	25 <sup>th</sup> November 2020
Apr/May/June 2021	8 <sup>th</sup> February 2021	25 <sup>th</sup> February 2021
July/Aug/Sep 2021	8 <sup>th</sup> May 2021	25 <sup>th</sup> May 2021
Oct/Nov/Dec 2021	8 <sup>th</sup> August 2021	25 <sup>th</sup> August 2021

### Advertising Information:

Please forward diagrams, pdf and word files etc including high resolution jpeg images and fonts used in document.

**Cost:** Quarter Page (A7) \$30; Half Page (A6) \$60; Full Page (A5) \$120

**Billing:** The RSSA Treasurer will forward invoices for payment to Advertisers

### Submitting Articles & Images:

**Articles** to be supplied as an email attachment in **word file format** (doc or docx)

Full page **Adverts** to be submitted as a pdf or jpeg file. **Photographs** to be supplied in their **original jpeg size** larger than 1 MB and up to 10 MB per image. If forwarding more than 1 image, attach to separate emails.

An article of 500 words (Font: Calibri size 11) amounts to approximately one (1) Bulletin page. Forward articles and images to: **BulletinRSSA@gmail.com**

### Disclaimer:

The opinions expressed in this publication are not necessarily those of The Rose Society of South Australia Inc. or its Editor.

# RSSA Presidents Report - Spring 2020

*by Doug Gregory*

## The Garden

It would seem that with the need to self isolate and keep a social distance, a new measurement, almost equivalent to the fathom (1.5 metres is equal to 1 SD), that many people have turned to the garden for their peace of mind. But what is a garden? What makes a plot of land a garden as opposed to just being a yard? As we go about our business in the city and country we see that many plots of land, back yards and front yards, have an abundance of trees, shrubs and many plots with mown grass. All are perceived to be a garden, but existing without a gardener.

To be a true garden, does it have to be tended by a gardener, someone who bothers with the appearance of the plot? Does tending the plot make it a garden? If we allowed nature to take over would it be lesser than a garden? After all, the most beautiful places on earth are the work of nature. A walk through native Mallee scrub can be a wondrous experience, the number and variation of plants, colours and scents is quite amazing and not obvious to the casual observer travelling along a roadway at one hundred kilometres per hour.

Whether a plot is appreciated as a garden comes down to observation and having the time to meander from plant to plant and feature to feature.

So many of our modern house plots have very little space for a garden and the garden in many instances is filled with items and plants that require little attention and are tended automatically by a watering device or a hired expert. It comes as quite a surprise to those who suddenly want to garden that many plant varieties need to be tended on a day by day or week by week basis.

For those of us who have grown up in a gardening family it almost comes intuitively. When visiting or being visited, after a break apart because of distance, illness or age, a garden stroll helps to revive family and friends ties, evoke memories, provide a warm camaraderie and laughter helping to keep friendships strong.

In all of this, it doesn't matter if the weeds have taken hold in some areas, that the roses haven't been pruned to a nice shape, that the fruit trees have grown too high to reach the ripe fruit, that the dog from next door has worn a path to your back door. Why, because we like doing what we can do, we see the changes as the seasons come and go, we know the Magpie family, they are all named and bring their young each year to forage. We know that when the trees are in blossom the Rosellas and Lorikeets will squabble for hours at a time and the dog next door won't bark at us when we walk by.

A garden is a place for work, friendship, contemplation and nature's bounty.

# Presidents Report - Spring 2020 Continued

## *A Place to Work*

In early Spring, we should be seeing the rewards for the hard work that we did in winter. The Cultural Notes will again give you the reminders you need to ensure your roses are set up for repeat blooms and have sufficient health to survive another summer. It's always amazing to see how quickly roses grow and the freshness of colour we see in Spring. It is always nice to work in a garden with like-minded friends, whether it's a private garden or a community garden. The work by Deb Curtis and her group of volunteers in the International Rose Garden is so satisfying for them, especially when they see those who frequent the garden wondering at the beauty of the blooms resulting from the maintenance of this large garden.

## *A Place for Friendship*

Many of our civic gardens are still accessible and we can only encourage the city councils to continue to culture the beds of roses, flowers and shrubs. The value to those who visit is far above and beyond the maintenance costs. As a Society we still offer cultural and variety advice to Councils, heritage centres, businesses and individuals. This is an ongoing challenge and one we embrace with relish.

## *A Place for Contemplation*

Regardless of the nature or standing of our individual gardens, it is always nice to sit in a sunny or shady spot for a cuppa. For anyone developing a garden, one of the 'must have' features is a spot where you can sit and contemplate.

My one suggestion for the International Rose Garden is to add some seats and deciduous trees at strategic points.

## *Nature's Bounty*

Nature's bounty is more than flowers, vegetables and fruit, it is also a myriad of colours, textures and forms. Not to forget the sounds, scents, scenes and seasons.

## **RSSA Inc. Council**

### *Council Meetings*

Council has resorted to having Zoom meetings for our monthly administration meetings. We are able to run an agenda and to deal with the continuing decision making, but it just doesn't feel the same. I think it's the camaraderie before and after the meeting that is missing. Much that can be done pre and post meeting has to be done via phone calls and emails.

## *Council Nomination*

The postponement of the AGM has allowed you, the member, more time to consider nominating for a position on Council. Our major concern is the position of Treasurer, a key position. Some understanding of how a ledger works and being able to find your way round a keyboard are the only essential skills needed. The software used to track memberships and ledger is reasonably straight forward and help is only ever a phone call away. A nomination form has been sent out with the monthly newsletter. You need a member to nominate and another to second the nomination. This can be done via a pdf and using email with any other member or member of Council.

## **President's Tenure**

The AGM will see the end of my tenure as President. The role I envisaged hasn't quite worked out the way it was planned. What has worked is the continuing support of members in the city and regional branches to promote the appreciation of the rose as a garden shrub and better rose culture to maximise the potential of any given rose plant. I have been continually amazed and very appreciative of the passion, reliability, innovation and hard work of members to be involved in and to guarantee the success of our events. When we take time to reflect on what we do as a Society it encompasses a long list.

I can't speak highly enough of our Council members, city and regions, who are the key organisers, and that is certainly in no way meant to shade those who then implement and attend the events.

## **The Future**

One can only hope that we can return to a time when we can meet and talk in a more sociable way. Covid-19 has certainly disrupted our activities and our Council has had to make some very tough decisions. The cancellation of the Monthly Meetings and the Rose Shows has put a big hole in the way we operate. The Rose Show is a mammoth event that involves advertising, a number of affiliated clubs, some nursery businesses, stalls for plants and gifts, catering, exhibitors, judges, ceremonies and presentations with special guests in attendance.

We will eventually get back to having a show.

The AGM will also happen, and an explanation is included in this Bulletin.

## **Finally**

Continue to enjoy your roses and your gardening exploits. If you have been affected by our current dilemma, my hope is that we will eventually recover to the point where we left off and we can all bounce back to something we can regard as normal.

# MEMBERS COMMUNICATION DETAILS ON ROSE SOCIETY RECORDS

## IMPORTANT ADVICE

As all members would be aware the Rose Society of SA keeps in touch with members by way of the communication details provided on joining the society or which are subsequently updated at renewal time.

These telephone numbers (home and mobile) and email addresses are important and necessary for the distribution of the Bulletin and for allowing normal and urgent contact to be made with members when necessary.

The current unusual times we live in have highlighted some deficiencies in this regard. It has become evident that not all of our records are up to date. Some members have not been receiving President Doug Gregory's monthly emailed newsletter providing up to date information on the status of meetings and future planned events. Additionally, some difficulties were experienced in making contact with some members during the recent collection times for Neutrog fertiliser at various locations.

You are therefore encouraged to use the membership renewal form for providing any changes to your communication details. The renewal form has a section especially designed to provide this information. You can of course advise any changes to your communication details direct to the Treasurer whose contact details are:

**John Humphries, 7 Bluebell Court, Flagstaff Hill, SA 5159**

**Email: [rssatreasurer@gmail.com](mailto:rssatreasurer@gmail.com)**

**Phone: (08) 8270 7949**

**Mobile: 0439 706 324**

Should you wish to check any of your communication details held on Rose Society records then feel free to contact the Treasurer using any of the above contact options. You can be assured that he will be only too willing to do a check and let you know.



## South East Branch Meeting

The South East Branch will hopefully be having their next meeting on Sunday 29th November at the home of Geoff and Jill Eckermann. 77 Weirs Lane, Penola. 11.00am start, bloom competition, bring your own chair, mug and a pooled lunch.

Contact SE Secretary, Ione Saint for further information.

# **EMU PICTURES**

## **CUSTOM PICTURE FRAMING SERVICES**


### **10% discount for Rose Society Members**

Watercolours, Oil Paintings, Acrylics, Pastels, Charcoals, Tapestries,  
Cross Stitches, Canvas stretchers, Photos, Prints, Posters, Certificates, and Memorabilia.  
We can print your own digital or phone camera pictures on Epson  
Photographic papers up to A2 size or 17 inch (43cm) width, ready to be framed.  
Choose the latest contemporary frame and mount styles, or traditional.  
Best quality materials, equipment and workmanship guaranteed.

**17 Broughton Avenue Mitcham SA 5062**

**Phone: 8272 9668 0404 835 657**

**Email: [emupic@bigpond.net.au](mailto:emupic@bigpond.net.au)**



## **NOARLUNGA ORCHIDS & ROSE NURSERY**

**Supplier of Wagner's Roses**

**At 180 Commercial Road, Seaford Meadows**

**Phone: 0431 694 905**

**Large variety of potted roses available all year round at reasonable prices**



## **Bed & Breakfast Oakbank BnB Retreat**

**Downers Road, Oakbank,  
Sth Aust**

**Hosts: Merv & Wendy Trimper**

**Suit short stay in semi-rural  
setting in the Adelaide Hills**

**Bookings: 08 8389 9119  
or 0419 803 708**

**Discount for Rose Society Members**



***Front Cover: The framed certificate was won by Mr H. E. Chaston for competitions held at National Rose Society of South Australia meetings in 1921-22.  
See page 22 for the story on Mr Chaston.***



## **The Rose Society of South Australia Incorporated Notice of the 2020 Annual General Meeting**

Notice is hereby given that the 112<sup>th</sup> Annual General Meeting of the Rose Society of South Australia Incorporated will be held on **Wednesday 14<sup>th</sup> October 2020** in the Burnside City Uniting Church corner of Portrush Road & Fisher Street, Tasmore.

### **Business of the Meeting**

1. Welcome
2. Apologies to be forwarded to Secretary
3. Confirmation of the Minutes of the 2019 Annual General Meeting held on 10<sup>th</sup> July 2019.
4. Receive the President's Report.
5. Receive the Treasurer's Report.
6. Approve the Audited Financial Statements.
7. Election of Officers and Council Positions:

President

Three Vice Presidents

Secretary

Treasurer

Six Financial Members who, together with the above elected officers, form the Council of the Society with the Immediate Past President Ex-Officio.

Members are reminded about Clause 10.1 of the Society's Constitution that nominations for the above positions (excepting Immediate Past President) shall be in writing and lodged with the Society Secretary prior to the commencement of the Annual General Meeting.

8. To consider any other business referred by the Council.

Pam Kelly, Secretary

0478 107 260

[rssasecretary@gmail.com](mailto:rssasecretary@gmail.com)



# **The Rose Society of South Australia Inc. AGM**

## **Details of the AGM**

**DATE:** Wednesday 14<sup>th</sup> October 2020

**TIME:** 7:30pm

The AGM has been organised by considering the rules stated in the constitution and the restrictions imposed by our Government in connection with the current pandemic.

- The Annual General Meeting for the Rose Society of South Australia Inc. will be held at the Burnside City Uniting Church, Portrush Road; Burnside, on Wednesday 14th October 2020 commencing at 7:30 pm.
- Ten (10) members must be in attendance for a quorum and to be recorded as a valid meeting.
- If you intend to be present, please notify the Society Secretary [rssasecretary@gmail.com](mailto:rssasecretary@gmail.com) or **0478 107 260** by **NOT LATER** than **midday Monday 12th October** giving your name(s) and contact details. This is only to gauge numbers, as restrictions on the number in attendance must be adhered to, and this will allow the Society executive to determine if the meeting can progress. If the meeting has to be cancelled, for any reason, members will be notified in a timely manner.

### **ATTENDANCE:**

#### **Attendance at the Burnside City Uniting Church:**

- BCUC Open: **7:00pm for 7:30pm start**
- Sign attendance register and agree to all COVID-19 safety requests
- Nominations for all Council positions will close at the commencement of the meeting.
- Only members in attendance at BCUC are eligible to vote.
- The meeting will be broadcast live on the Society's Facebook page.
- There will be neither a regular monthly meeting nor supper session after the meeting.



## The Rose Society of South Australia Inc. Christmas Lunch 2020

You are invited to come and celebrate with fellow Rosarians, the year that was...

**Sunday, 6th December at 12.30pm**

**At Auchendarroch House, Mt Barker**

**Note the change of day, time and venue**

A bus will depart the Burnside Council car park for those who don't wish to drive. **Departing 11.30** (be ready to board 11.15).

**Leaving Auchendarroch 3.30pm.**

If you want to register for the bus, please contact Wendy Trimper on **mwtrimper@internode.on.net** or phone/text **0419 803 708** by **Monday, 16th November 2020**. Cost dependant on numbers (\$17 - \$26 pp). Payment to be made separately, and you will be advised after 16th November.

---

### RSSA CHRISTMAS LUNCH RESERVATION FORM

Please complete this form and return to the Treasurer with your payment of **\$55** per person, to John Humphries, 7 Bluebell Crt, Flagstaff Hill, SA 5159 closing date **15th November 2020**

Number of Guests attending

Name 1) \_\_\_\_\_

Name 2) \_\_\_\_\_

Special Dietary Requirements \_\_\_\_\_

Amount Enclosed \$ \_\_\_\_\_

Payment by Cheque/Money Order payable to The Rose Society of SA Inc

Please charge my Mastercard ☐ Visa ☐

Full Name on Card \_\_\_\_\_

\_\_\_\_\_/\_\_\_\_\_/\_\_\_\_\_/\_\_\_\_\_

Expiry Date \_\_\_\_/\_\_\_\_/\_\_\_\_ Signature \_\_\_\_/\_\_\_\_/20

To remit funds electronically to the Rose Society of SA Inc.

Bank Account: BankSA BSB 105 086 Account 330083440 Please add your name to the description to enable identification of the member. Email [rssatreasurer@gmail.com](mailto:rssatreasurer@gmail.com)

**2020**

# **Virtual Spring Rose Show**

Due to the instability of the current situation and the need to forward plan so far ahead for such a large event, the Society's usual Spring Rose Show will be replaced with a 'Virtual Rose Show'.

An invitation is extended to all members to submit photographs in the various sections and classes of the schedule.

The schedule, including submission dates and conditions can be viewed on the next two pages of this Bulletin as well as in President Doug's newsletter, the RSSA website and facebook page.

# **RSSA Inc. Spring 2020 Virtual Rose Show**

## **Rules**

### **Entries:**

- Entries will be received from Australian growers during the week commencing Monday October 19th at 12.00 midday and will close on Saturday Oct 24th at 12.00 midday.

Entries to be emailed to: **virtualroseshow@gmail.com**

- 1 entry per class permitted.

### **Staging:**

- Cut Flowers: All exhibits to be staged in bottles or vases as if prepared for a rose show. Any vase can be used and the use of 'Oasis' is optional.
- Floral Arrangement: Any queries can be answered by Joy Johnson  
Phone: 0418 895 438

### **Photos:**

- Cut Flowers: 2 photos per stem/cut will be required, demonstrating both a frontal view and a top view of the exhibit. Entries should be date identified and the name of the variety stated. If the variety is unknown, please indicate
- Floral Arrangement : 1 photo which shows the complete design.

### **Judging:**

- Entries will be judged by SA's premier judges.

### **Publication of Results:**

Published on the RSSA Facebook page after judging has been completed.  
Winning photographs may be published in the RSSA quarterly Bulletin.

# Spring 2020 Show Schedule

## Cut Flowers

### **A Grade**

1. A - Exhibition Rose - 1 Stem.
2. A - Decorative Rose - 1 Stem.
3. A - Full Bloom Rose - 1 Stem.
4. A - Floribunda Rose - 1 Stem or Cut.
5. A - Shrub Rose - 1 Stem or Cut.
6. A - Miniature or Miniflora Rose - 1 Stem or Cut.
7. A - Any Other Type of Rose - Includes Polyantha, Old Garden, Species.
8. A - Multi Stem Exhibit - 3 Stems and / or Cuts.

### **B Grade**

9. B - Exhibition or Decorative Rose - 1 Stem or Cut.
- 10 B - Floribunda or Shrub Rose - 1 Stem or Cut.
11. B - Full Bloom Rose - 1 Stem.
12. B - Miniature or Miniflora Rose - 1 Stem or Cut.
13. B - Any Other Type of Rose - 1 Stem or Cut. Includes Polyantha, Old Garden, Species.
14. B - Multi Stem Exhibit - 3 Stems and / or Cuts.

### **C - Novice Grade**

15. C - Novice - Hybrid Tea Rose - 1 Stem or Cut.
16. C - Novice - Floribunda Rose - 1 Cut.
17. C - Novice - Any Red Rose - 1 Stem or Cut.
18. C - Novice - Any Yellow Rose - 1 Stem or Cut.
19. C - Novice - Multi Stem Exhibit - 3 Stems and / or Cuts.

### **Open Grade**

20. Open - A Bunch of Roses - 4 or more Stems and / or Cuts.

## Floral Arrangement

### **A Grade**

21. A - *Tapestry* - Arrangement must include at least one rose.

### **B Grade**

22. B - *Tapestry* - Arrangement must include at least one rose.

### **C - Novice Grade**

23. C - Novice - *Pavé* - Arrangement must include at least one rose.

# Five TIPS for Keeping Pain-free in the Garden

by Adam Lake

Director | Physiotherapist, B Physio, APAM, SPAM, ASCAM

Gardening is a relaxing and rewarding form of exercise; however, it often involves repetitive tasks and sustained positions which can lead to injury. Inadequate preparation, warm up or stretching can all increase the risk of strains or sprains requiring physiotherapy. Thankfully, there are some simple preventative measures you can take to remain pain-free in the garden.

## 1. Gentle stretching routine

Incorporating simple stretches into your gardening routine can help you avoid a gardening injury. Stretching key muscles before and after gardening helps prepare your muscles and joints, and ease stiffness. There are some good stretches to get started with below.

Evidence supports dynamic stretches (moving through your range of movement for a number of repetitions) before physical activity. These stretches can be done after a quick general body warm up (such as a walk around the block).

- Neck side bend (bring your right ear to your right shoulder, then repeat on the left)
- Arm swings across your body
- Wrist circles clockwise/ anticlockwise
- Back rotations (standing with your arms crossed over your chest, rotate your upper body side to side)

**Static stretches** (holding the stretch at the end of range) are best for after gardening. These should be held for around 30 seconds.



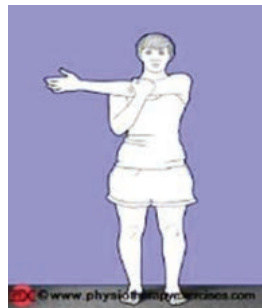
*Left: Neck side bend*

*Right: Posterior shoulder stretch*

*Below Left & Centre: Wrist flexion/extension*

*Below Right: Back extension stretch*

*Images: physiotherapyexercises.com*



## 2. Maintain your fitness

The tasks involved in maintaining your rose garden, and the demands on your body, change throughout the year. When coming into a period of harder work such as pruning or cultivating new areas, make sure you have prepared your body by keeping fit and strong.

Daily walks are a great way to keep moving, as well as regular exercise of the major muscle groups. Find a type of exercise that you enjoy or join a local group exercise program.

## 3. Use the right tools for the job

Using the wrong tool for the job is a common cause of gardening injury. Always make sure that your equipment meets Australian safety standards. Be mindful of your safety and ensure you are wearing goggles if working with chemicals or using whipper snippers.

When choosing tools, look for features designed to make the task easier on your body. This could be lighter weight pruners, knee pads, or longer handles so you don't need to bend as far. Of course, gardening gloves are a must to protect your hands against thorns, insects, and skin irritants.

## 4. Move with care

When lifting heavier items or using a wheelbarrow, remember to lift using your legs. Keep the load close to your body and your back fairly straight. Avoid twisting whilst picking things up or placing them down, instead use your feet to move around.

It is also important to care for your hands; as the wrists, hands and fingers are commonly involved in gardening injuries. Aim to keep your hand and wrist in a neutral (straight) position when you use hand tools. Bending your wrist weakens your grip, which can overwork your wrist and forearm muscles. If your hand tools have moulded handles, make sure that they fit your hands. This will help you avoid muscle strain, as well as uncomfortable blisters or calluses.

## 5. Work smarter

Avoid overuse or repetitive strain injuries by working smarter in the garden. A good way to do this is to rotate your tasks so you are doing different movements. Try to alternate tasks every 15 minutes or so. This also helps you to avoid sustained postures.

Regular rest breaks are also important, and you may find it helpful to use an alarm to remind yourself to take time out to rest and relax.

If you do find yourself with an injury or would simply like to know more, please don't hesitate to contact us to book a consult, seek some treatment or join our exercise classes. We would love to help you on your way to less pain, more function and to get back in the garden faster!



Physiocare 360  
Level 1, 360 Cross Road  
Clarence Park, SA 5034  
T (08) 8297 1169  
E [admin@physiocare360.com.au](mailto:admin@physiocare360.com.au)  
W [physiocare360.com.au](http://physiocare360.com.au)

## Welcome to New Members

Mrs D Baker	TANUNDA
Mrs M & Mr C Bell	COONAWARRA
Mrs L Cavanagh	WASLEYS
Dr P Charlton & Dr S Charlton AM	MOUNT GAMBIER
Mrs B Clarke	TANUNDA
Ms V Colby	LOCKLEYS
Ms P Couldrey	MOUNT GAMBIER
Mr J Coultas	SOMERTON PARK
Ms J Dunham & Mr J Lee	RIVERTON
Mrs S. & Mr M. Gardner	ELIZABETH EAST
Mrs E & Dr M Ewer	SPRINGFIELD
Mr P Farmer & Ms S Rogers	NURIOOTPA
Ms R Gallasch	FINGAL, TASMANIA
Mr G Garrod	MOUNT GAMBIER
Ms C Geisler	WILLIAMSTOWN
Mr S Groenveld	MOUNT GAMBIER
Mr A Haines	NARACORTE
Ms M. Kleinrahm	BURNSIDE
Mrs J & Mr D Hentschel	ARDROSSAN
Mr J & Mrs L O'Brien	CLARE
Mrs M Playford- Snarskis & Mr A Snarskis	NORTON SUMMIT
Mrs M Sansom	WENTWORTH, NSW
Ms F Scheppach	BLEWITT SPRINGS
Mr H Thompson	PARAFIELD GARDENS
Ms D. Kowalick & Mr R. Lewis	SOMERTON PARK
Mrs S Williams	LITTLEHAMPTON
Mrs S. Murray	DULWICH
Mr & Mrs Norris-Green	STRATHALBYN

# Just give it a GOGO!



**You won't really know  
if you don't give it a go.**

- Feed the soil
- Maximise nutrients available to plants
- Increase resistance to pests and disease
- Reduce heat and frost stress

Apply GOGO Juice year round to all pots, garden beds and lawn areas.

**A concentrated pro-biotic liquid for your soil & plants**

**NEUTROG®**

Biological  Fertilisers

Freecall 1800 65 66 44 [www.neutrog.com.au](http://www.neutrog.com.au)



## **OPEN GARDEN**

*"Trimper Downs"*

*27 Downers Rd, Oakbank*

**Saturday 14th & Sunday 15th November 2020**

**10.00am – 4.00pm**

**Entry \$10.00**

Come along and meander a tranquil garden,  
enjoy morning tea and/or lunch catering including BBQ & Patrick's wines,  
purchase some good quality pot plants,  
browse and purchase jams, chutneys & gift selections,  
listen to some musical entertainment,  
and relax while listening to guest speakers (12.45pm)

Proceeds from gate takings to Spring Head Lutheran church, who will monitor the gate and car parking. Many SHL members were affected by the Hills bushfire, so this will assist with their finances.

Proceeds from Catering, Plant Stall and Sales to the Rose Society of S.A.

**A mini bus will depart Burnside Council car park at 10.00am  
(both days if demand warrants)**

Departs Oakbank: 1.45pm.

Offered to members, but you might like to invite a friend or two.

Please **register your interest** for the bus by **Wednesday, 4th November** to Wendy Trimper at **[mwtrimper@internode.on.net](mailto:mwtrimper@internode.on.net)** or phone/text **0419 803 708**.

Cost dependant on numbers (\$27 - \$32). You will be advised of payment required prior to the event. Entry to the garden for bus travellers \$7.00.



# KNIGHT'S ROSES

**New releases roses available to  
order online from our website or come  
and see our range at our premises**

44 Jack Cooper Drive, Gawler, South Australia 5118

FREECALL 1300 1ROSES Ph: 08 8523 1311

[retailsales@knightsroses.com.au](mailto:retailsales@knightsroses.com.au)

**[www.knightsroses.com.au](http://www.knightsroses.com.au)**

# Connection to the Past

by Aileen Scott

*It was whilst having a 'clean-up' during the COVID-19 pandemic that Barbara O'Connor came across the precious 1921-2 framed certificate that had been given to her by her close friend, Monica Chaston and put away for safe keeping.*

*Barbara contacted the Rose Society of South Australia Inc. via a facebook post advising that she had this 'nearly 100 year old framed picture' in her possession. Paul Flavel's first thought was of the remarkably good condition of the frame and the certificate. He believes that 'Certificate' is not an accurate description as all the lettering is hand painted, probably by a department store ticket writer which was a common trade that died out in the early 1980's. Then looking at the contents he realised the importance of such a find. Paul and Mary Frick (Society Historian) made further contact with Barbara who lives down south, and arranged for Aileen Scott to meet and 'interview' her. She shares the following:*

Mr H. E. Chaston was a member of the National Rose Society of South Australia (as it was then known) and a proud exhibitor. The historic photo shown, held pride of place in his family home at 53 Hill Street, Mitcham, S.A. It hung on the wall in the entrance to his home.

He served as one of the Society's Vice Presidents from 1922 to 1923. The society then went into recess until 1927

The old house and garden were demolished in the 1990's.

Barbara O'Connor was a close friend of Mr Chaston's daughter Monica and was a regular visitor. Monica was a wonderful custodian of her family home. Barbara has shared her recollections and evocative memories of the home and garden.

Barbara recalls her visits to the house as being filled with a sense of peace and calm. The home always had vases of flowers with roses predominating throughout the house. The perfume pervading the rooms.

It had the most beautiful garden that was carefully planned and laid out into four separate sections. Small stone walls, carefully constructed, defined these quarters. One for fruit trees, one for vegetables and two for roses and other flowers. Barbara remembers the rose beds containing sturdy plants, flowering prolifically and with magnificent perfume. **Black Boy** was grown on a trellis which covered and disguised the rain water tank. The dark crimson colour and perfume from this rose being an outstanding recollection for her.



**Barbara O'Connor with the framed 1921-2 certificate.**  
**Image: Aileen Scott**

Companion planting was also a strong feature in this garden, mainly salvia, lavender and violets. During the dormant period in the rose garden a beautiful sea in shades of purple made a spectacular vista.

After her father passed away, Monica continued to live in the family home, maintaining the gardens her father was so proud of. She was a generous host, presenting posies from the garden or handmade satin bags containing potpourri lovingly made from the rose petals gathered from the garden and dried, which delighted her guests.

Monica would customise the colours in her posies explaining to the recipients her choice of flower colour, red for love and passion; dark pink for gratitude; light pink for friend and happiness; coral for desire; purple for enchantment; yellow for joy and friendship; white for purity and innocence. Yellow, red and white together represented happiness and unity. These posies were edged with the leaves from violets and tied with ribbon.

Barbara's reminiscing will perhaps remind members of their own bygone era.

## **Volunteers in the International Rose Garden (IRG), Botanic Gardens, Hackney Road** *by Deborah Curtis*

The Volunteers were allowed back into the IRG in time for pruning. Andy Hart, the Curator had to give us all a Covid – Safe talk before we could start working. We pruned 3 mornings (2 Wednesdays & 1 Friday) in July. Most of the garden was finished over the 2 weeks with the help of the Botanics staff & excellent pruning weather.

We will go back in on 28th August to tidy the French Tea roses. These roses are not pruned in winter so gives the public a surprise as they have some flowers to look at & sniff. This is greatly appreciated by our visitors.

The Volunteers Team worked 992 hours in the 19/20 Financial Year!! That was with us missing a couple of months working in the garden due to Covid-19 restrictions. The team are very proud of our efforts.

Deadheading should start again in October providing we have no more Covid-19 restrictions. We will be there 0730 every Friday & go through till around 1200 with a coffee break. We are quite flexible time-wise. Some of the group start early & some later, some come for 2 hours, some for longer.

New volunteers will be most welcome. All you need is a bit of enthusiasm for roses, clean, sharp secateurs; gloves, suitable clothing, a hat, water bottle & enclosed shoes.

Please contact me if you are interested in joining us.

Deborah Curtis, Supervisor of the Volunteers in IRG

On behalf of the RSSA

Email: [curtisnd@internode.on.net](mailto:curtisnd@internode.on.net) PH: 0408 474 977

## RSSA Recommended

Selecting roses can be confusing, but there is a comprehensive list of varieties in the South Australia Inc. updates its list of recommended roses. These roses have been selected to flower well every season and generally have good disease tolerance.

To obtain top quality plants, purchase your roses from specialist growers and recognise the following:

**Note:** \* denotes fragrance and (AB) Australian bred. Other categories ie Floribunda, Shrub

\*Amazing Grace (AB)  
\*Baronne E de Rothschild  
\*Best Friend  
\*Blackberry Nip  
\*Chicago Peace

City of Newcastle  
Claude Monet  
\*Crown Princess Mary (AB)  
\*Dame Elisabeth Murdoch  
Daniel Morcombe

Diana Princess of Wales  
\*Double Delight  
Duet  
Eiffel Tower  
Elina

\*Firefighter  
Flamingo  
Glorious  
\*Gold Medal  
\*Good Samaritan



**Kardinal**  
Image: M. Trimper



**Chicago Peace**  
Image: M. Trimper



**Baronne E de Rothschild**  
Image: Meilland




**Double Delight**  
Image: M. Meilland



**Claude Monet**  
Image: M. Trimper



**Let's Celebrate**  
Image: D. Hayne



**Firefighter**  
Image: Swanes Roses



**Spirit of New Zealand**  
Image: M. Meilland



**Daniel Morcombe**  
Image: Knight's Roses



**Pope John Paul II**  
Image: Swanes Roses



**Queen Adelaide**  
Image: Meilland



**The Children of Peace**  
Image: M. Meilland



**Gold Medal**  
Image: Merv Trimper



**Sunstruck**  
Image: T. Hanna



**Joyfulness**  
Image: Benedetta Rusconi for Wagner's Rose Nursery



**Red Ice**  
Image: M. Meilland

# Hybrid Tea Roses

the Australian Rose Annual (see list below) to assist you. Every year the Rose Society of Australia is selected by an experienced panel and are proven performers in South Australia. They will

be available at specialised retail garden centres.

Miniature, Climbing, Old Garden Roses etc are listed in the Australian Rose Annual

Heaven Scent

Helmut Schmidt

Joyfulness

\*Just Joey

Kardinal

\*Let's Celebrate (AB)

Lolita

Lynn Anderson

Marilyn Monroe

\*Mister Lincoln

Moonstone

\*Mothers Love

Remember Me

Peter Frankenfeld

\*Pope John Paul II

\*Queen Adelaide

Queen Elizabeth

Red Intuition

\*Spirit of Peace

St Patrick

Sunstruck

\*The Children's Rose

Timeless

Tineke



**Delight**  
Image: M. Trimper



**Elina**  
Image: M. Trimper



**City of Newcastle**  
Image: Swane's Roses



**Diana Princess of Wales**  
Image: L. Johnson



**Spirit of Peace**  
Image: M. Trimper



**Moonstone**  
Image: M. Trimper



**Remember Me**  
Image: M. Trimper




**Amazing Grace**  
Image: D. Gregory



**The Children's Rose**  
Image: M. Trimper



**Blackberry Nip**  
Image: Treloar Roses



**Marilyn Monroe**  
Image: M. Trimper




**Timeless**  
Image: M. Trimper



**Red Intuition**  
Image: M. Trimper



**St Patrick**  
Image: Benedetta Rusconi for  
Wagner's Rose Nursery



**Queen Elizabeth**  
Image: M. Trimper



**Lolita**  
Image: G. Matuschka

# Rose of the Month

For more information go to <http://sarose.org.au>

## July - Jacaranda (JacaKOR), Hybrid Tea



**Jacaranda** was bred by Kordes in Germany 1985 from parent plants 'Mercedes' x 'Emily Post' x seedling.

**Jacaranda** is a medium mauve-pink Hybrid Tea with a strong fragrance. Blooms have an average diameter of 12cm and around 35 petals.

The bush is vigorous and upright in form and approximately 1.4m in height. The long lasting, elegant flowers are formed on strong, long stems making it ideal for floral arrangements. Since it was released it has been used as a florist's rose as well as a popular garden rose.

**Jacaranda** is a hardy, healthy plant with good disease resistance and produces flushes of blooms throughout the growing season. Best of all, it is almost thornless.

**Available from:** Knight's Roses, Treloar Roses and Garden Express.

**Text:** Deb Curtis

**Images:** Deb Curtis, Kordes International, and Les Krake



# Rose of the Month

For more information go to <http://sarose.org.au>

## August - Merry Maker (Korpatetof), Floribunda



**Merry Maker** was bred by Kordes of Germany and introduced in Australia in 2008. Named in Australia for the 'Merry Makers Australia' dance group for people with disabilities.

Although classified as a Floribunda, **Merry Maker** demonstrates the habit of a low shrub. It makes a wonderful plant to grow at the edge of a bed of roses or could be grown as a low hedge. It grows 50cm by 50cm in size with the occasional water shoot taller. The leaves are small, glossy and very disease resistant.

**Merry Maker** blooms almost continuously throughout late spring to late autumn. The blooms are 5cm in size with an apricot, peach to pink colour. The blooms are borne in small heads typical of a floribunda, with the occasional large head producing up to 50 blooms on the one main stem. Typical of many ground cover type low shrub roses, the blooms have no fragrance.

Although classified as a Floribunda, **Merry Maker** was entered into the National Trial Garden of Australia trials as a Ground Cover. It won the award for Best Ground Cover in that year (2008).

For gardeners looking for a small rose with blooms that have interesting changing colour tones and continuous flowering, I can highly recommend **Merry Maker**.

**Available from:** Treloar Roses

**AWARDS:** Trophy - Gerald Meylan Trophy, Best Ground Cover NRTGA Adelaide 2008  
Bronze Medal - NRTGA 2008  
Certificate of Merit - Bagatelle Rose Trials, Paris France 2007

**Text and Photos:** Merv Trimper



# Rose of the Month

For more information go to <http://sarose.org.au>

## September - Hi Ho, Climbing Miniature

**Hi Ho** is a climbing miniature rose bred by Ralph Moore in the United States in 1964 from parent plants **Little Darling** x **Magic Wand**. It was introduced in Australia as **Hi Ho** in 1968.

Ralph Moore (1907-2009) is universally regarded as the “Father of Miniature Roses”. He lived in California and commenced his rose business in 1937 and over many decades made miniature roses popular, introducing over 500 new miniature roses. His achievements as a rose breeder and mentor are legendary.



**Hi Ho** is a popular miniature climbing rose in Australia which has stood the test of time due to its prolific repeat flowering and excellent disease resistance. This vigorous rose produces large clusters of fully double, classically shaped, bright



pink flowers with healthy glossy green leaves. It has strong, long canes that can be trained onto a trellis or pillar and one plant can easily reach 2.0m high and 2.5m wide creating a wonderful display of vibrant showy flowers.

Unfortunately, the only way to obtain this rose is from cuttings. Plants can be purchased from the Rose Society of S.A. plant stalls in October at its Spring Rose Shows.

**Text:** Kelvin Trimper

**Images:** Melanie Trimper

# **OPEN GARDEN**

**Saturday 14th & Sunday 15th November 2020**

## **SHERIFFMUIR**

Owners: John & Betty McKee  
Corner Wireless Road and Hawkins Road;  
enter from Hawkins Road, Mount Gambier

**Open: 10am to 4.30pm**

**Entry Fee: \$8 per person**

Two Acres of formal English Garden featuring roses, box hedges, potager, cottage garden, hen house, secret garden and lots more  
Worth travelling 500 km to see!

## **Supporting The Flying Doctors Service**

open under the 'Open Gardens Scheme of South Australia'



# AUSTRALIAN BRED ROSE OF THE YEAR

## An initiative by Ausrose Promotions

*by Melanie Trimper*

Modern rose breeding is certainly not an exact science. In fact, there are endless unpredictable possibilities when roses are bred or hybridised. The odds are only 1 in 100,000 to 3 in 200,000 that a seedling raised from professional hybridising is released commercially by the top rose breeding companies around the world. Considering that it takes approximately six to eight years from seedling production and field trials to commercial release of a suitable rose – rose hybridising is a very costly, low probability business.

Large professional hybridisers are located mainly in Europe, UK, USA and New Zealand. Australia has had some very reputable, mainly amateur rose breeders over the years including Alister Clark (1864–1949) a famous pioneer rose breeder and Frank Riethmuller (1884 – 1965) who released his best roses from 1950 to 1965.

The next generation of Australian rose breeders are already enjoying success. They are Richard Walsh in NSW, Paul Hains in Queensland and Warren Millington in Deniliquin, NSW.

Three South Australians are keen rose breeders. Amateur breeder Gordon Nolan has bred a number of roses and ***The Little Mermaid*** is well known. Mary Frick, in the Barossa Valley, has produced ***Lacy Parasol*** and ***Angel View***.

South Australia's most famous Hybridiser of roses is George Thomson and he has bred many great roses which have been commercially released. He is especially known for creating disease-resistant roses especially bred for our climate.

In 2012, Doug and Glynis Hayne established Ausrose Promotions and created "**The Australian Bred Rose of the Year**" to promote Australian bred roses and announced the first winner in 2013.

Doug Hayne stated the criteria used to select the Australian Bred Rose of the Year included the cultivar's performance, results in official trials, assessment of disease resistance, vigour, volume of flowers, number of flushes in a year and fragrance as well as individual's votes. All these factors are combined to give a final score. On Australia Day the winning rose is announced.

**2013**

***Joyce  
Abounding***

**Dr Bruce Chapman**

Image Credits  
Rose: M. Trimper  
Breeder: D. Hayne



An attractive Mini-flora named to honour Dr. Chapman's wife. It features clusters of small classically shaped blooms in yellow, apricot and pink on a 60cm bush and flowers from spring to autumn. This rose has many uses from mass planting, low hedges through to specimen plants either in the garden or containers.



Dr. Bruce Chapman was one of Australia's most respected Rosarians. Sixty years of gardening experience, an analytical approach to rose culture and his friendly personality lead to many accomplishments. He was awarded an A.R.A. in 2006 and Life Membership of the Rose Society of Victoria in 2003. In 2007 he received the T.A. Stewart Award and ARBA Alister Clark Award for rose breeding acknowledging the outstanding contribution he made to rose breeding and rose growing. For over 20 years Bruce was an exhibitor, lecturer and rose judge and enjoyed breeding roses at his residence in Melbourne. His roses include ***Flemington Racecourse***, ***Amazing Grace***, ***Melbourne Town***, ***Red Gem***, ***Joyce Abounding*** and ***Dame Nellie Melba***.

**2014**

## ***Flemington Racecourse***

**Dr Bruce Chapman**

Image Credits  
Rose: M. Trimper  
Breeder: D. Hayne



Released in 2004, this healthy, easy to grow Floribunda produces clusters of well-shaped colourful flowers throughout the growing season. The compact bush grows to 1m and is ideal as a border, small hedge, mass display and great for small gardens.

**2015**

## ***Imp***

**George Dawson**

Image Credits  
Rose: M. Trimper  
Breeder: Original Patricia Routley. Scanned from 1967 Australian Rose Annual



Released in 1969, this unusual bi-coloured rose grows on a sturdy bush 1m x 1m with deep green glossy leaves. Tough, consistent producer of small bunches of flowers creating an eye-catching display.



Born in England, George Dawson came to Australia at age 24 in 1928. He first worked with budding roses in England before emigrating. He worked in Ferntree Gully, Victoria as a market gardener. In 1966 he retired and took up rose breeding at age 62, his main focus being colour and fragrance. At his peak he was producing thousands of seedlings each year. He said, "Hybridizing roses for me is both a hobby and a challenge and gives me wonderful pleasure". He later moved to West Gippsland, where he continued breeding his seedlings. In the 1971 Annual he said, "Let's have a trial ground". He died in 1991.

## 2016

### *China Sunrise*

Laurie Newman

Image Credits  
Rose: D. Hayne  
Breeder: P. Hains



China Sunrise was released by Reliable Roses. The large tangerine flowers (25-30 petals) open to a rich orange pink with a mild fruity scent. The upright bush can reach 2m and has attractive glossy foliage with repeat flowering throughout the growing season.



Laurie began growing roses in 1962 and successfully exhibiting by 1970. In 1978, Laurie started Reliable Roses at Silvan specialising in Species and Old Garden Roses. In 1990, Laurie found a sport of Marjory Palmer and named it Alister Clark. This sparked an interest in rose breeding. In 2003, he entered a seedling in the NRTGA trials and it won a Silver Medal and Trophy for Best Australian Bred Rose in 2005. It was introduced onto the market as China Sunrise. Laurie has provided exemplary service to ARBA and RSV in numerous roles. In 2010 he was given Life Membership of the RSV and in 2012 received the T.A. Stewart Memorial Award for his outstanding contribution.

## 2017

### *Love's Gift*

George Thomson

Image Credits  
Rose: D. Hayne  
Breeder: M. Trimper



Introduced in 2001, Love's Gift is a vigorous and healthy shrub rose with semi-double, bi-coloured blooms on a tough, disease resistant plant which loves our hot climate. Upright habit to 2m. It can be shaped into a hedge.



George Thomson's love of roses began at age 18 in Scotland where he bred and exhibited roses. His early working years were spent at Cocker and Sons. After gaining a Diploma in Horticulture and Animal Husbandry he immigrated to Australia in 1958 and left his rose breeding collection behind. After some time in Victoria where he restarted his rose breeding program, he finally settled in S.A. in 1972. For 20 years George continued to breed roses while juggling work on his dairy farm. George has produced many quality roses which have been commercially released including **Mawson**, **Love's Gift** and **Crown Princess Mary**.

**2018**

***Amazing  
Grace '07***

**Dr Bruce Chapman**

Image Credits  
Rose: P. Hains  
Breeder: D. Hayne



Pure white, fragrant, classically shaped blooms are produced singly or in clusters on a 1.4m bush with healthy glossy foliage. It has a prolific amount of blooms with continuous flowering and almost no thorns. It is a proven performer in our hot climate making a lovely display in the garden and a great cut flower.

**2019**

***My Yellow***

**Bruce Brundrett**

Image Credits  
Rose: Treloar Roses  
Breeder: L. Johnson



This Hybrid Tea impressed the assessors at the NRTGA. It received the Davis Trophy for Australian Bred Rose of the Year and a Silver Medal. It is a compact plant with beautiful, intensely fragrant, deep yellow blooms and is quick to repeat flower. The blooms deepen from yellow to orange shades creating a lovely display. Growing to 80cm, it is ideally suited to group plantings.



Based in Victoria, Bruce Brundrett commenced work growing roses in the family business in 1956. The rose nursery in Moonee Ponds was established by his Grandfather in 1893. It evolved over the years to become S. Brundrett and Sons by 1961 and finally ceased trading in 2002. Thereafter, indulging his passion, Bruce became a rose hybridiser and is now recognised as one of Australia's most successful rose breeders and has no plans to retire. He has seen seven of his roses commercially released. Bruce is the only Australian Rose Breeder to be awarded the coveted NRTGA's 'Best Rose of the Trial' in its 24-year history. This highly acclaimed pure yellow Floribunda is due to be released in 3 years. When asked, his personal favourites include *Elina* and *Olde Fragrance*.

As Australians, we should all have a few of these great Australian bred roses in our gardens. Finding some of these roses commercially available may be a challenge, but contact Wagner's Rose Nursery, Knight's Roses, Newman's Nursery, Rose Sales Online and Treloar Roses as they may be able to assist you.

# Bostonvista

by Karen Miels

*Bostonvista is situated in the township of Boston, five kms from Port Lincoln; nestled in the Great Australian Bight about nine hours' drive from Adelaide, heading towards Western Australia. Karen and her husband Rick have carved out a piece of paradise with an exotic stairway. Yes carved - as much of the ground is basalt granite a feature well used in the garden. If moving hundreds of tonnes of rock isn't enough, all the garden, including veggie and orchard plots and home water needs are met by rain water - really, really big tanks. This is Karen's garden story.*



My husband, Rick and I have a two and one-half acre elevated garden, a paddock four years ago, This overlooks Boston Island. The garden has a south easterly aspect with sea views; the sea is one km away. We do experience quite strong southerly or northerly winds at times. This is granite country! Digging for planting is difficult, the soil is acidic with heavy clay, but everything grows well with the addition of a lot of gypsum. I could not have established this garden without Rick and his trusty bobcat! As we are totally reliant on rain water, agreeing to host Roses on Eyre in February 2019 was a challenge after the driest and hottest January on record including the scorcher of forty eight degrees nine days before. While it was disappointing to see the petals and foliage withering, it was interesting to see which roses did well. **Bonica** looked like it had had a day at the beach. Not a burnt petal in sight, **Marilyn Monroe**, **Hannah Gordon**, **Dream** and **Queen Adelaide** also survived with minimal damage.

I wanted at least a one acre garden when I retired. I did want to grow roses and natives. I particularly love Grevilleas, Coreas and Proteas. There was a small stand of wattle (native to the area) which we cleaned out and this is planted with shade loving plants, including fuchsias. Heavy rains the first winter (luckily before we built) forced us to complete some serious trenching for water drainage. This developed into a creek that flowed into a pond (which was a result of a large hole left from a massive rock we removed), and now overflows into a natural water course on the way to the sea. We have environmentally safe black and grey water treatment system as septic is compulsory. This means all water that goes down a drain ends

up in the septic! The position of the septic allowed me to use this water to plan the shape and the size of the rose gardens. I have one hundred and sixteen roses (was going to stop at one hundred!) with shrubs, irises, poppies and salvias over an area of about four hundred square metres totally watered by the septic system. This all happens automatically.

I do like to be creative and have painted in the past, so this has been an exercise in planting a picture rather than a painting. The house is elevated and overlooks the garden one hundred and eighty degrees from the kitchen, dining and bedroom. I consider how the size, structure, and colour of a tree/shrub will look from the house, so some planning was needed around what we had to work with. It will always be evolving....I will always find a space for another rose!



I am also interested in photography, and have a huge variety of subjects to shoot. The roses are stunning.

Our goal is for 'year round colour' and apart from pruning, separating bulbs and irises, hopefully it can look after itself. It has to be interesting for kids and adults and a haven for birds and bees. The resident sleepy's, (Australian native Shingleback Lizards, Errol and Ethel) are regular hoovers, they love eating the rose petals. I use quirky finds from op shops to make bird baths and unusual containers for plants. The cries of "mum look what I found over here" during a recent open day, is exactly what I wanted to hear!

I am so lucky to have a handy man husband. I come up with an idea, and he can make it. Rick has used the bobcat for shifting rocks, digging holes, moving soil, gypsum and tonnes of mulch. While it is a large garden, I have been fortunate enough to have friends who needed to thin out irises and day lillies and I ended up with two hundred of each, and have taken hundreds of cuttings to establish this garden without it costing a fortune.

I do admire Sophie Thomson's approach to gardening. She tries everything! Her



climate is similar to ours although we don't have the same chill factor. I do like the interest she adds with quirky installations. I do the same, like to try different things. I have a Queensland bottle tree doing very well and avocados growing from seeds and growing fuchsias under trees (they cope very well except for forty eight degree days)

If I left, it would be the satisfaction of a job well done, achieving a retirement dream, memories of the friendships made

by sharing cuttings and talking all things gardens. I would pot up my favourite roses...for colour ...***Stainless Steel, Honey Dijon, and Julia's Rose***.....and thousands of photos. But I'm not leaving!!!!

Until twenty years ago, we lived in 'teacher rented accommodation' throughout the state. We always left what little garden there was in a much better condition than when we arrived.

My first serious garden was in Adelaide. There were



***Julia's Rose***



***Penelope***

huge Elm trees both front and back, with a large gum tree on the verge. I did try 3 roses, but there was way too much competition and shade. The front lawn was removed; I made a dry creek lined with grasses and succulents in the front, and shade loving plants at the back. I calculated our water usage for twelve months and this became the size of the rain water tank for just the garden, and another tank for household use. Then we moved to the current property.

I have used the succulents and grasses in the present garden, anything that has low water use.

I joined the Society after a dear friend whom I caught up with once I moved back to the Eyre Peninsula, introduced me to Roses on Eyre. Loryce had many roses and was delighted when I showed such an interest. I was such a novice so needed all the help I could get. I have attended pruning demonstrations by Wendy Trimper which was just what I needed and I learn so much from the experience of the members.



***Stainless Steel***

There is a rose grower just out of Port Lincoln. Lyall Howard is extremely helpful with selection, what to avoid and pruning demonstrations. There are several gardeners with large rose gardens in the area, all of whom are very passionate about their roses, and willing to share their knowledge....and they totally understand when I say "I can always fit in another one or two or....."





Wagner's  
ROSE NURSERY

Potted roses  
now available online

wagnersrosenursery.com.au  
ph 08 87393321

# CHAFFEY ROSE CLUB BRANCH REPORT JULY 2020

*by Shann Hausler and Coleen Houston*

Whoever would have thought we would be unable to hold our Annual General Meeting face to face because our state borders would be closed? Coleen and I have been in touch by phone and we have decided to cancel our five day October November bus trip to the Riverina. We feel that the Corona virus makes travel too unpredictable at present. Our local government Council/ Shire have been most cooperative; and a Zoom A.G.M. will be held at Hay and Renmark local government facilities at a suitably negotiated date. Details will be sent to members later.

Coleen reports the opening rains in March have continued and that Hay and district is looking very green. Bishop's Lodge roses had been blooming profusely, so CRC members were picking them and taking them to the Retirement Centre "Hay Day", where staff distributed them to residents. Roses were also picked for Mother's Day; and sold to members of the public. Members have been busy several weekends in a row pruning roses at The Bishop's Lodge. Bishop's Lodge roses budded by Wagner's Rose Nursery are also available for sale from Bishop's Lodge.

Coleen sadly reports the passing of CRC inaugural member, Susanna Henderson. Of recent years, Sue had gone to live in Echuca to be near her daughter, Trish Williamson. Coleen was able to attend Sue's funeral. We extend our sympathy to Trish and family.

Six Riverland members recently pruned the roses at the Renmark Hospital and Nursing Home. On entry to the hospital, we had to produce our records of flu injections, contact tracing details and have our temperatures taken.

Next weekend CRC are catering for the HRIA pruning weekend at Ruston's. Several members are also assisting Pat Toolan and Barossa and Beyond members with the pruning.

We wish Marg John all the best in her move from her Renmark 8<sup>th</sup> Street home and garden to the Loxton Riverview Rest Home. Her daughter Susan tells me Marg is enjoying lots of social activities.

Please note that our Neutrog dispersal depot has changed to James Avenue, opposite the Renmark library. Jill and Greg Knight have sold their beautiful garden and home in Tapalin Street and are moving into 'town'.

## RIVERLAND ROSE FESTIVAL 2020

At this stage, the Rose Festival will still take place. The Fair and Opening Ceremony will be in the Jarrett Memorial Gardens, on Saturday morning, the 17<sup>th</sup> October. The three-day floral display will be held in the Institute. Open Gardens will be staged over a ten-day period, although several gardens will only be open on the weekends, so please check before attending. Sheree Chappel is the President and co-owner of Ruston's Restaurant and Function Centre.

Hopefully programs will be available soon.

For further information contact Sheree Chappel 0447-951-663



*Riverland Pruners - Left-Right: Jill Knight, Dale Kerin, Shann Hausler, Lyn Nichol, Elly Johnson, Lorna Taylor*



## Roses in the Heartland Report

*by Mary Frick*

With the COVID-19 restrictions beginning to ease, we can once again start planning outings within the Society and its Branches although the spread of the virus in other states is a cause for concern. The restrictions have not been all bad as whilst we were to 'Stay At Home' our gardens benefited greatly with the extra time spent in them.

As I write in late July, the weather pattern is quite different from what could be expected. Here in the Barossa we have experienced days on end of frosty mornings with no rain in sight. The daffodils are in full bloom, weeks earlier than expected.

Roses in the Heartland, as expected, has been noticeably quiet with our pruning demonstration being cancelled and the AGM postponed. The pruning of the **Firestar** roses on Menge Road, Tanunda will be hedged with a chainsaw this year as the roadworks with building the roundabout has closed off Menge Road and access is near impossible.

Roses in the Heartland committee is going ahead with planning its annual Christmas Lunch to be held at the Greenock Hotel. Included with this day is a garden visit and the holding of the AGM. This event may be modified subject to any further restrictions that may be imposed. See the advert with all the details elsewhere in the Bulletin.

The AGM is an important component of the Branch All positions need to be filled – especially those of President, Secretary, Treasurer & Vice President. Our President, Ross Kemp and Secretary, Sharyn Perrin will be retiring after holding these positions for several years. We need members to step up and take on these important positions to keep RITH functioning. Committee persons would also be greatly appreciated. Please consider nominating for a position

With that, take care, stay safe and we hope to see you at the RITH Christmas function.



# **Roses in the Heartland Christmas Lunch, Garden Visit & AGM Thursday 26th November 2020**

**Meet:** 9:15am, Angaston Company Kitchen, Valley Road,  
Angaston for morning tea (own cost)

**And/Or**

**Meet:** 10:00am, Rose Repository, Murray Street, Angaston for  
morning tea (own cost)

**Garden Visits:** 10:30am, Car convoy to visit private garden

**Lunch:** 12 pm, Greenock Hotel, incorporating the AGM

**Cost:** \$30.00 per person

**Reservations & Pre Pay:** by 18th November 2020

**Payment to:** RITH Treasurer, Malcolm Watson

**Bank Transfer:** BankSA BSB - 105024

**Account Number:** 037048840

**Special Dietary Requirements & Further Information Contact:**

RITH Secretary, Sharyn Perrin

**PH:** 0409 096 369 **EM:** [julsha480@bigpond.com](mailto:julsha480@bigpond.com)

# Cultural Notes for October, November, December

by Gavin Woods

October will see the first roses appear, with gardens on the Adelaide Plains reaching a peak around the third weekend and Hills gardens a couple of weeks later.



Roses that were not fed in September should have an application of **Sudden Impact for Roses** in early October. Water will probably be required in generous quantities throughout Spring and Summer. A deep soaking once or twice per week is preferable to a light sprinkling more frequently. If you have roses in pots, they will require much more frequent hydration, with daily watering necessary during the heat of summer.

Our State Spring Show has been cancelled; however, there is another opportunity to “show your wares” at our virtual Rose Show, with details included elsewhere. You do not have to be a fabulous photographer to compete; judges are looking for the best roses in the same manner we do at a real show. Our virtual Autumn Show was a great success, I encourage you all to be involved even if you have never shown a rose before.

A lack of shows for the year has created opportunities to appreciate our roses on another level; to pick roses to enjoy in the house or to give to friends to appreciate the beauty and fragrance of our favoured bloom. Whenever you pick roses and for whatever purpose, the principles remain the same: pick early in the morning or late in the day; plunge the stems into water immediately and condition in water for at least 30 minutes before arranging. These three simple steps will ensure the cut blooms perform at an optimum.

New roses that were planted in winter will be putting out a few blooms, enjoy them and then remove them from the plant as soon as possible (cutting a minimum of stem), thereby ensuring that maximum energy is returned to the plant for future growth. Often this first bloom will be the best ever produced by the plant, an anomaly that was capitalised by early nurserymen who were also keen exhibitors. Early rose show reports indicate that many nurserymen picked the best exhibition blooms from their nursery fields.

With a little luck new plants will begin to send out basal growth (water shoots) from Christmas time. These are the basis of the plant's future and should be protected by staking and cared for like a newborn baby!

Whilst discussing new plants, I would like to make a couple of points. Roses planted in winter can receive their first dose of fertiliser along with the rest of the garden at this time. If the top of the plant is growing, so too will be the roots; they will now be ready to receive and process extra nutrient. I have found **Go-Go Juice** to be a wonderful supplement for new plants and use this monthly on all recently planted roses. Likewise, I offer it as an option of last resort for old and debilitated roses. If a monthly drenching with **Go-Go Juice** does not brighten up their ways, these geriatric roses are removed the following autumn! It is an



## Cultural Notes Continued:

interesting phenomenon that many roses will perform for several decades: I have roses in this garden that are over 40 years old and still produce many exhibition blooms. Other varieties have plants that are short in their production cycle and must be replaced with regularity. Dr Campbell told me a long time ago that the White Hybrid Tea **Pascali** would only produce reasonable blooms for 10 years. The variety is prone to crown gall (a bacterial disease causes disfiguration of the crown of the plant). However, I have been lucky that my 20 plus year old plants still produce wonderful flowers although they have long abandoned throwing new basal growth. On the other side of the equation, I have just dug out the last of my four plants of **Pink Silk**, a wonderful Exhibition type Hybrid Tea. My plants were 24 and 22 years old and I have not picked a decent bloom from them for many years. The question is.....do I replace them?

Fungal disease, particularly Black Spot will begin to appear from early October (often even earlier). If fungicides are used, get a protective spray on early in October. Once Black Spot has infected a leaf, there is no cure. The leaf will become progressively symptomatic and drop from the plant, taking with it loads of infective spores to reinfect the surrounding plants at the first opportunity. A simple and very effective control mechanism is to pick off any infected leaves, place them into a plastic bag and dispose of via the garbage. Avoid placing them into compost systems as unless the compost is processed at very high temperatures, as it is unlikely the fungus will be eliminated.

The pests of spring include the aphid and thrip. Systemic sprays are available to control these but need to be used with caution as they will kill beneficial insects as well; they can also make the gardener very sick if not applied with appropriate protective gear. Predatory insects and birds will control the aphids if given time to develop a population. Some damage will be done to early blooms but the rose is generous with her flowers and I figure that the overall health of the garden trumps a few spent blooms. Thrip are an abomination and a curse! Difficult to control, their damage is seen often too late for they have come and gone leaving their tell-tale black edges on our pale coloured blooms. Sprays need to be applied in anticipation of their arrival which is indefinitely on the first hot north wind of the season. Two-spotted mite (Red Spider) seem to be an increasing issue in many gardens. There are wonderful predatory mites available to control them. They dislike moisture and a morning misting of the base of our plants will aid control.

November is a great time to mulch, or should I say following the first flush of bloom. If you did not have time or the energy to mulch following the winter prune, do it in November. Extra care spreading mulch at this time must be taken lest you knock off valuable growing shoots. Neutrog has come to the rescue with the fabulous product **Whoflungdung**. Only positive reports have been received about this aesthetically pleasing, easy spread mulch. It is so good you could eat it! The handy bale size means it can be taken to any part of the garden and



opened, negating the need for wheelbarrows, buckets, spades etc. to get it where you need it. I recommend placing it up to 50mm thick. A good friend and seasoned rosarian, reports the best roses ever seen in his garden, to this he can only attribute **Whoflungdung**. It has the now familiar Neutrog perfume to accompany the product, particularly refreshing when newly opened and following rain! Close all doors to your house for 72 hours and that too will pass! With roses at our front and back doors, I am particularly popular during rose feeding and mulching time!

This is the time of year that rose breeders become very excited! Their planned crosses will be undertaken by removing pollen from one variety and introducing it to another. Much time is spent considering the two roses that might contribute their best qualities to a new rose. There is nothing quite as thrilling as seeing tiny seedlings send forth their first blooms and wondering if that tiny plant might one day become a variety of merit in our gardens. Everyone can find room for a few seedlings.

These notes refer in large to the cultivation of modern roses, however November and early December is the time for the non-remontant types to shine! What the "Old Fashioned" roses lack in re-bloom ability, they certainly make up for with their exuberance of flower at this time of the year. My experience of them is limited to enjoying them in other people's gardens, save for a few plants of particular favourites in my own garden. One cannot get a sense of these roses at a rose show, the mass of bloom that most provide needs to be fully appreciated in a garden. Spring is the time to get out and enjoy the glory that these roses provide, the Mt Lofty Botanical Gardens and the Repository at Angaston are two great locations to appreciate them.

Although we have no Spring Show, I will continue to foliar feed, although perhaps not at the rate I normally undertake leading up to shows. Foliar feed is absorbed through the leaves of a plant and become immediately available. Some growers seem to think that foliar feeding most benefits the foliage, helping to "green" it prior to the show. I am now using **Strike Back for Orchids** and find it fit for purpose, having used multiple other products over many years.



Our modern roses will produce two flushes of bloom during this period, the first in October, November; another around Christmas time. This will happen if you deadhead using the classically recommended method of cutting as if removing blooms for the house; if you deadhead by removing only the spent bloom by snapping it from the stem; or even if you do not deadhead. I choose the latter i.e. I do not deadhead. I simply do not have time; sure the roses look scruffy for a time but they grow through the old growth and repeat bloom just the same. In fact, I believe they re-bloom quicker than if dead heading takes place via the traditional method.

Blooms after the first flush will be smaller, contain less petals and be of inferior quality. They will however smell just as glorious as the Spring flowers and are still very capable of bringing much joy to your own home and to that of others. In this time of self-isolation and fear of socialising, what could be more therapeutic than sharing a big bunch of your roses with a lonely friend or neighbour? As gardeners we know the value of this passion on our own mental and physical wellbeing. Is it our responsibility to offer some of that comfort to others?

# Good Bugs in the Rose Garden

by Deb Curtis

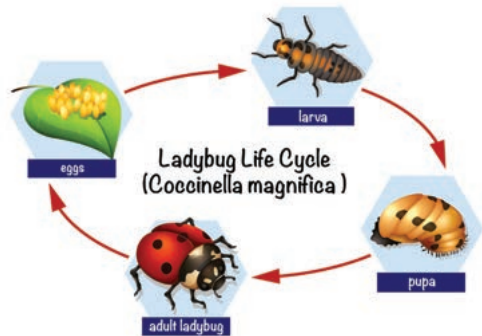
## Why have 'Good Bugs' – Beneficial Insects in your garden?

Good bugs are a better alternative to pesticides. Some pesticides will knock out the good bugs as well as the bad bugs. Letting nature do its thing is certainly cheaper than pesticides and will help maintain a balance in your garden. All you need to encourage them is selective planting of their favourites. Not only that but they may help with pollination.

**Ladybirds:** Ladybirds love aphids! Their nymphs (the larval stage of the beetle) eat even more aphids than the adults. They are strange little creatures that are often mistaken for bad guys.

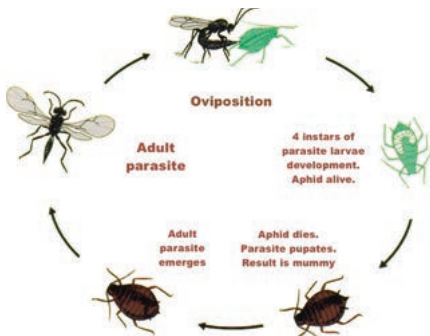


**Ladybird Larvae**  
Image: Deb Curtis



**Ladybird Lifecycle**  
Image supplied by Vecteezy

**Parasitic Wasps:** These tiny little wasps like to use aphids as hosts for their young. They lay their eggs in the aphid. The aphid dies and turns into a lovely golden mummy. When the young are developed, they hatch out and continue the cycle.



**Life Cycle of the Aphid Wasp**  
Image supplied by biocontrolnetwork



**Mummified Aphid**  
Image supplied by Growing with Science

**Hoverflies:** Love aphids and other soft bodied insects. Their larvae, like ladybirds, eat more aphids than the adult flies. Hoverflies are also good pollinators.

**Lacewings:** These are generalist predators that are attractive to look at with their large lacey wings. They feed on aphids, caterpillars, mealybugs and scale insects.

**Praying mantis:** Are another useful predator. They hide amongst the foliage and wait for moths, flies, grasshoppers and other insect to come to them rather than look for their prey.

**Dragonflies:** Are another generalist predator like the lacewings.



**Dragonfly**  
*Image: Deb Curtis*

**Bees:** Native bees as well as introduced bees get a special mention. While not predatory insects they are also beneficial as they pollinate our gardens and crops.

### **Other Helpers**

**Predatory mites:** These are used for controlling spider mite. Instead of standing in the garden squirting water up under the leaves every day for nearly a week, predatory mites can be used. A variety of predatory mites (including *Phytoseiulus persimilis* and *Neoseiulus californicus*) are great at this. They are available by mail order in Australia. The International Rose Garden, Adelaide has used these quite successfully in the past to control infestations.

**Micro Bats:** These tiny bats come out at night to feed on a range of insects including mosquitos. They can eat half their body weight in insects each night! They also target aphids, moths and beetles. I have heard them more than seen them flitting around in my garden at night.

**Lizards:** While I haven't seen lizards up in my bushes, I have had skinks come over to eat the aphids I've just sprayed off the bush onto the ground with the hose. They also eat caterpillars and moths if they can catch them. My blue tongue lizard is also useful in eating various pests in my garden including slugs and snails as well as beetles and caterpillars.

Creating a good bug environment is easy. You just need flowers all year round to encourage them into your garden. There are a variety of flowers that help attract the good guys to the garden: Two types of flowers are particularly good – daisies and umbels. Both have clusters of tiny individual flowers. Umbels can be round like allium flowers eg garlic and chives, or flat like Queen Anne's Lace, dill and carrots. Alyssum, achillea, valerian and many herbs are also great for attracting beneficial insects.

# Written Out Of History – The ‘Other’ Rose Growers and Gardeners

*by Trevor Nottle*

**Part 3 - Final:**

There were many other people of Germanic origin who contributed to our garden heritage in South Australia.

People like the Paech family of Hahndorf who arrived in 1838. They were farmers but set up road-side stalls to sell their fruit and vegetables to supplement their income. They made strawberry jam from the berries on their farm, later it sold under the name Beerenberg. This present day company continues to develop and exports its products internationally.



**JOHANN CHRISTIAN PAECH**

*Image supplied by  
Paech Family, Harndorf*



**Hans Heysen Approximately 1922**  
**State Library of South Australia**  
**B 3910**  
**Photographer Judith Fletcher**

The Heysen family, with Sir Hans Heysen who migrated from Hamburg in 1883 with his wife and large family settling in Hanhdorf and growing a wonderful garden known as The Cedars which we can all still visit today. Together with his daughter Nora, Hans Heysen became one of Australia’s greatest painters. Happily, the father decided to stick mostly with landscapes and still life’s while Nora excelled in flower pieces.

One of the great squatter families, the Dutton’s of Anlaby near Kapunda employed many German migrants as servants, farm-hands, shepherds and stud staff. They also employed German gardeners, such as the Luhrmann’s grandfather, father and his son – Friedrich, August and Edward. Each of these rose to



**Frederick Hansborough Dutton**  
**Approximately 1875**  
**Founder of Anlaby Station**  
**State Library of South Australia**  
**B 14653**

the position of Head Gardener

During their times there were up to 14 gardeners to care for this splendid garden which hosted many guests, garden parties, hunt club meetings and even Royal visitors to South Australia.



***Anlaby Head Gardener Mr Luhrmann  
in white pith hat 1917  
Photo supplied courtesy Trevor Nottle***

Much of the gardens were taken up by immense displays of roses. At one time in the 19thC the garden was reported to be the largest rose collection in the Southern Hemisphere. The gardens are currently being restored by new owners.

And the many home gardeners of Germanic descent who took a pride in their gardens, often buying seeds in the earlier days from catalogues sent from Germany as conditions improved and gardens

were grown for their ornamental pleasure as well survival.

Last but not least we can't forget the German peoples' pleasure of drinking beer and in summer time this pleasure was increased by drinking in the fresh air, under the shade of the trees in the biergarten; a tradition that has been embraced in the beer gardens of many Australian pubs.



***Anlaby Garden, Approximately 1880  
State Library of South Australia B 14908***



***Anlaby Station Original Huts,  
approx 1880  
State Library of South Australia B 14910***



***Anlaby Station 1880 Early view of Anlaby Station  
State Library of South Australia B 48889***



Madrid Trial Gardens

Image: Penelope Schulz